
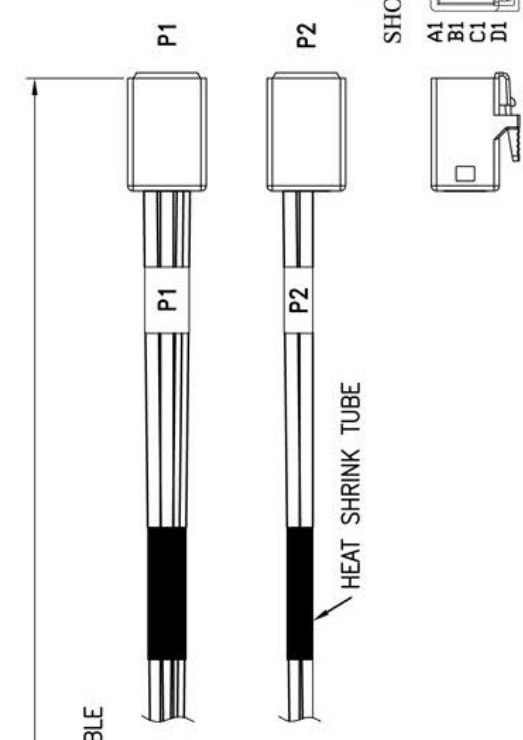


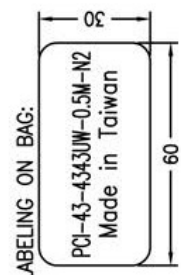
RoHS

REV.	REMARK	DATE	SIGN.



MATERIAL RoHS COMPLIANT:
 1.CABLE: MADISON 30AWG, 14G(P/N: 16KB2LF043)
 CONDUCTOR: 30AWG SOLID SILVER PLATED COPPER.
 INSULATION: FOAM POLYOLEFIN.
 PAIR: 2 SINGLES LAID FLAT AND PARALLEL.
 PAIR DRAIN WIRE: 30AWG SOLID SILVER PLATED COPPER.
 PAIR SHIELD: ALUMINUM/POLYESTER TAPE.
 INNER SHIELD: ALUMINUM SIDE FACING IN, 25% OVERLAP.
 DIFFERENTIAL ALUMINUM SIDE FACING OUT, 25% OVERLAP.
 DIFFERENTIAL IMPEDANCE: 100±5 OHMS @TDR
 UL LISTING: TYPE CL2 AS SPECIFIED IN ARTICLE 725
 OF THE NATIONAL ELECTRICAL CODE.
 2.CABLE: MADISON 30AWG, 10G(P/N: 02KB2LF019)

3.CONNECTOR:
 P0,P1,P2: SFF-8643 SHORT TYPE PLUG
 (1) P.C.B: 4 LAYERS, GOLD PLATING ON CONTACT PADS, WITHOUT CARBON
 (P/N: MPCB-040125LF REV.A / MPCB-040126LF REV.A)
 (2) HOUSING: PBT, WHITE.



4.LABELING ON BAG:

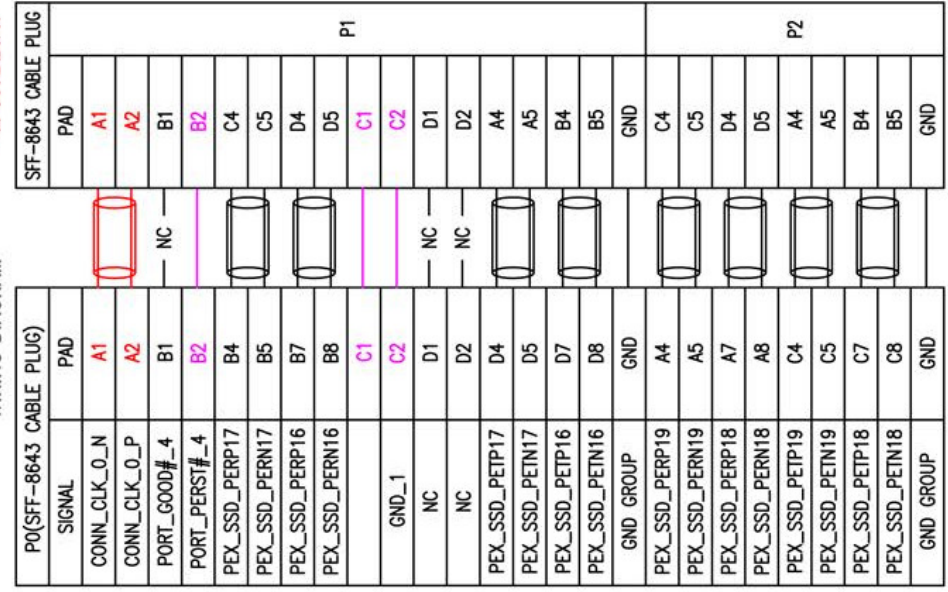


DESC.	SFF8643/SFF8643*2 with Sideband Cable Assy	APPROVED	CHECKED	DESIGNED	TOLERANCE	SCALE	*	UNIT	mm
P/N	B-5298	CUSTOMER P/N	PCI-43-4343JW-0.5M-N2	Sino				DATE	09/21/15
								DWG NO:	DWG\B\5298

1	2	3	4	5	6	7	8	9	
REV.	REMARK	DATE	SIGN.						

WIRING DIAGRAM

*客製化接點



P0 GND GROUP:
A3,A6,A9,B3,B6,B9,
C3,C6,C9,D3,D6,D9,

P1,P2 GND GROUP:
A3,A6,A9,B3,B6,B9,
C3,C6,C9,D3,D6,D9,



DESC.	SFF8643/SFF8643*2 with Sideband Cable Assy	APPROVED	CHECKED	DESIGNED	TOLERANCE	SCALE	*	UNIT	mm
P/N	B-5298			Sino		DATE	10/13/15	DWG NO:	DWG\B\5298

1	2	3	4	5	6	7	8	9
---	---	---	---	---	---	---	---	---