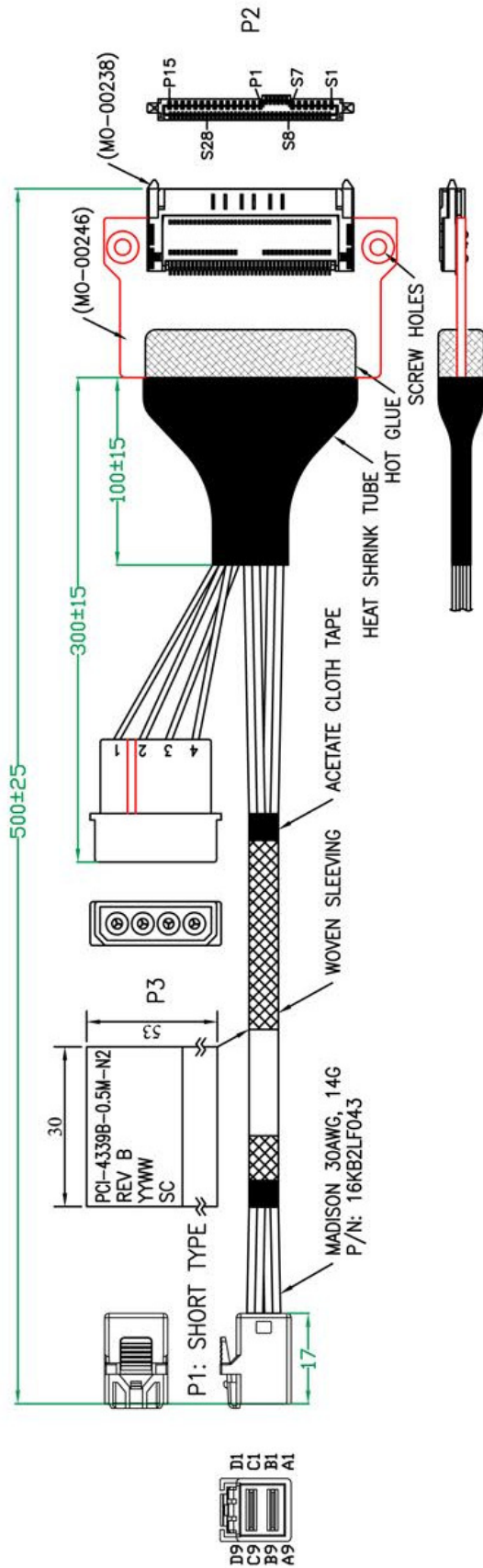


RoHS

REV.	REMARK	DATE	SIGN.



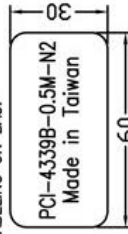
MATERIAL RoHS COMPLIANT:

- 1. CABLE:**
 CONDUCTOR: 30AWG, SOLID, SILVER PLATED COPPER.
 INSULATION: FOAM POLYOLEFIN.
 PAIR: 2 SINGLES LAD FLAT AND PARALLEL.
 PAIR DRAIN WIRE: 30AWG SOLID SILVER PLATED COPPER.
 PAIR SHIELD: ALUMINUM/POLYESTER TAPE, ALUMINUM SIDE FACING IN, 25% OVERLAP.
 INNER SHIELD: ALUMINUM/POLYESTER TAPE, ALUMINUM SIDE FACING OUT, 25% OVERLAP.
 DIFFERENTIAL IMPEDANCE: 100 ± 5 OHMS Φ TR.
 UL LISTING: TYPE CL2 AS SPECIFIED IN ARTICLE 725 OF THE NATIONAL ELECTRICAL CODE.

2. CONNECTOR:

- P1: SFF-8643 SHORT TYPE PLUG**
 (1) P.C.B: 4 LAYERS, GOLD PLATING ON CONTACT PADS, WITHOUT CARBON (P/N: MPCB-040125LF REV A / MPCB-040126LF REV A)
 (2) HOUSING: PBT, BLACK.
P2: Multifunction 12Gb/s 6x REC.(SFF-8639)(MO-00238)
 (1) P.C.B: 4 LAYERS, GOLD PLATING ON CONTACT PADS(SPCB-040145D)(MO-00246)
P3: 4 POSITION DC POWER PLUG
 POWER CABLE: UL 1007 18AWG 80°C 300V

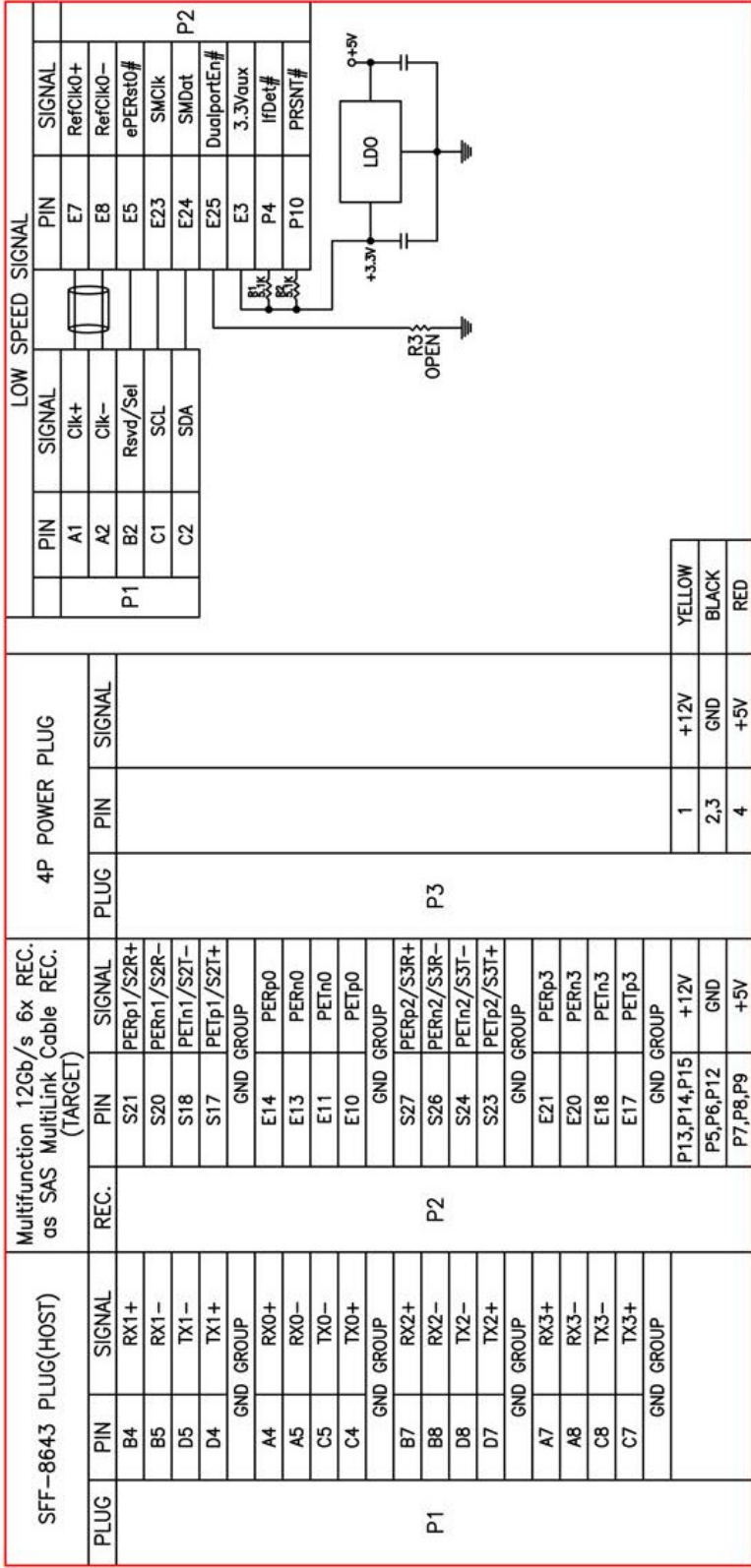
3. LABELING ON BAG:



DESC.	SFF8643 TO SFF8639 REC. WITH POWER CABLE ASS'Y	APPROVED	CHECKED	DESIGNED	TOLERANCE	SCALE	*	UNIT	mm
P/N	B-5106	CUSTOMER P/N	PCI-4339B-0.5M-N2	Sino				DATE	06/03/15
								DWG NO:	DWG\B\5106

1	2	3	4	5	6	7	8	9
REV.	REMARK	DATE	SIGN.					

WIRING DIAGRAM



*客製化接點

P1 GND GROUP:
A3,A6,A9,B3,B6,B9,
C3,C6,C9,D3,D6,D9.

P2 GND GROUP:
E9,E12,E15,E19,E22,S1,S4,S7
S8,S11,S14,S16,S19,S22,S25,S28



DESC.	SFF8643 TO SFF8639 REC. WITH POWER CABLE ASS'Y	APPROVED	CHECKED	DESIGNED	TOLERANCE	SCALE	*	UNIT	mm
P/N	B-5106	CUSTOMER P/N		Sino		DATE	06/03/15	DWG NO:	DWG\B\5106