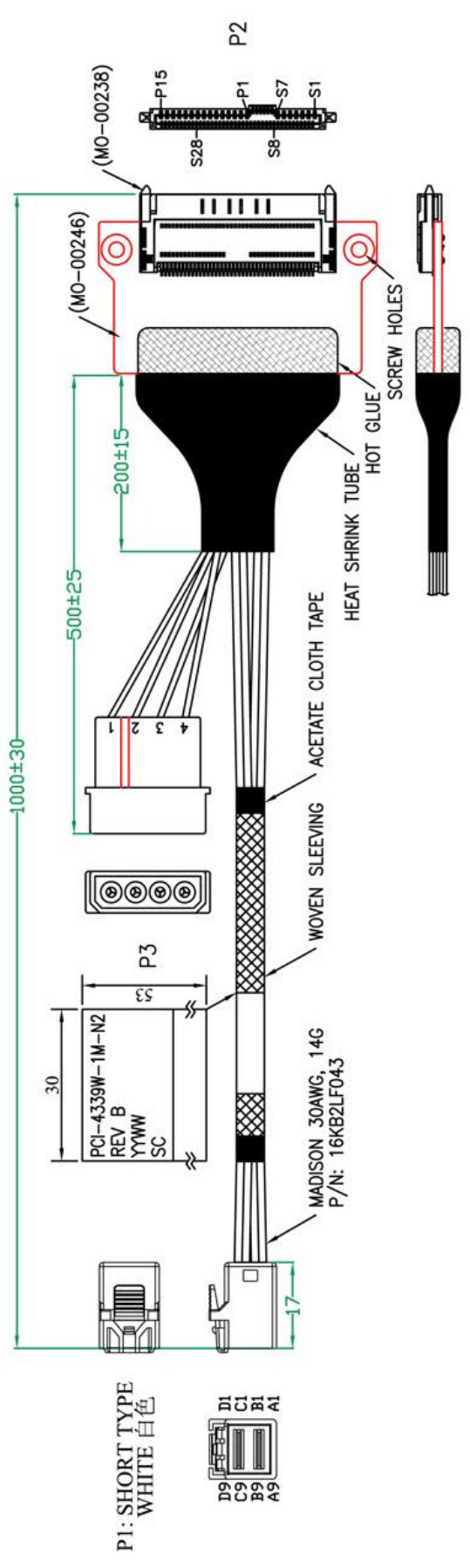


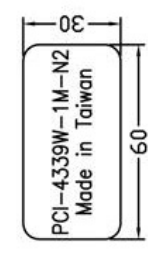
RoHS

REV.	REMARK	DATE	SIGN.



**MATERIAL RoHS COMPLIANT:**  
 1. CABLE:  
 CONDUCTOR: 30AWG SOLID SILVER PLATED COPPER.  
 INSULATION: FOAM POLYOLEFIN.  
 PAIR: 2 SINGLES LAD FLAT AND PARALLEL.  
 PAIR DRAIN WIRE: 30AWG SOLID SILVER PLATED COPPER.  
 PAIR SHIELD: ALUMINUM/POLYESTER TAPE.  
 INNER SHIELD: ALUMINUM/POLYESTER TAPE.  
 ALUMINUM SIDE FACING OUT, 25% OVERLAP.  
 DIFFERENTIAL IMPEDANCE:  $100 \pm 5$  OHMS  $\Phi$ TR  
 UL LISTING: TYPE CL2 AS SPECIFIED IN ARTICLE 725  
 OF THE NATIONAL ELECTRICAL CODE.

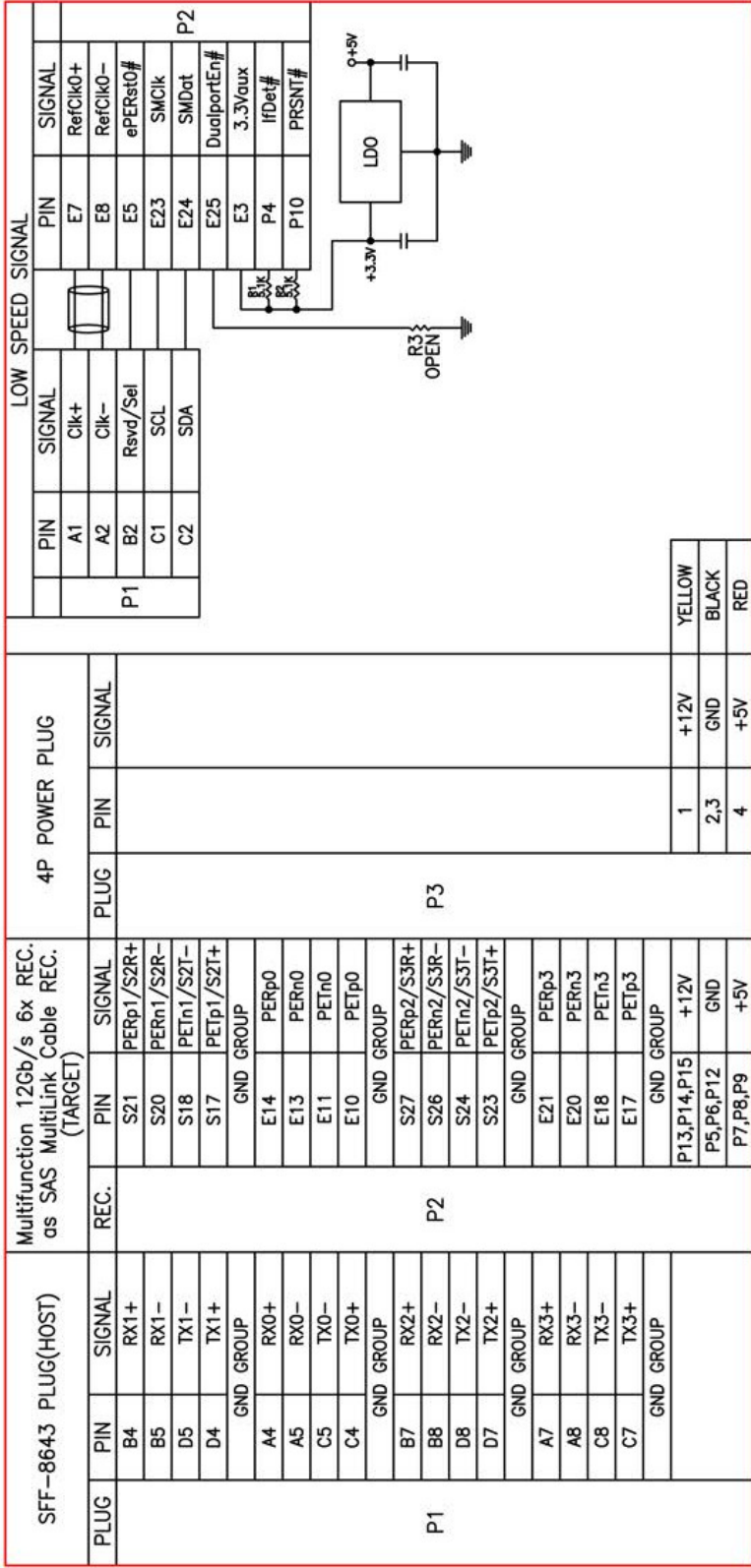
**2. CONNECTOR:**  
 P1: SFF-8643 SHORT TYPE PLUG  
 (1) P.C.B: 4 LAYERS, GOLD PLATING ON CONTACT PADS, WITHOUT CARBON (P/N: MPCB-040125LF REV.A / MPCB-040126LF REV.A)  
 (2) HOUSING: PBT, WHITE.  
 P2: Multifunction 12Gb/s 6x REC.(SFF-8639)(MO-00238)  
 (1) P.C.B: 4 LAYERS, GOLD PLATING ON CONTACT PADS(SPCB-040145D)(MO-00246)  
 P3: 4 POSITION DC POWER PLUG  
 POWER CABLE: UL 1007 18AWG 80°C 300V



DESC.	SFF8643 TO SFF8639 REC. WITH POWER CABLE ASS'Y	APPROVED	CHECKED	DESIGNED	TOLERANCE	SCALE	*	UNIT	mm
P/N	B-5207	CUSTOMER P/N	PCI-4339W-1M-N2	Sino					
							DATE	07/28/15	DWG NO: DWG\B\5207

1	2	3	4	5	6	7	8	9
REV.	REMARK	DATE	SIGN.					

WIRING DIAGRAM



\*客製化接點

P1 GND GROUP:  
A3,A6,A9,B3,B6,B9,  
C3,C6,C9,D3,D6,D9.

P2 GND GROUP:  
E9,E12,E15,E19,E22,S1,S4,S7  
S8,S11,S14,S16,S19,S22,S25,S28



DESC.	SFF8643 TO SFF8639 REC. WITH POWER CABLE ASS'Y	APPROVED	CHECKED	DESIGNED	TOLERANCE	SCALE	*	UNIT	mm
P/N	B-5207	CUSTOMER P/N		Sino		DATE	07/28/15	DWG NO:	DWG\B\5207