

REV. 1
REMARK
EXCHANGE A4->B4, A5->B5, C5->D5, C4->D4

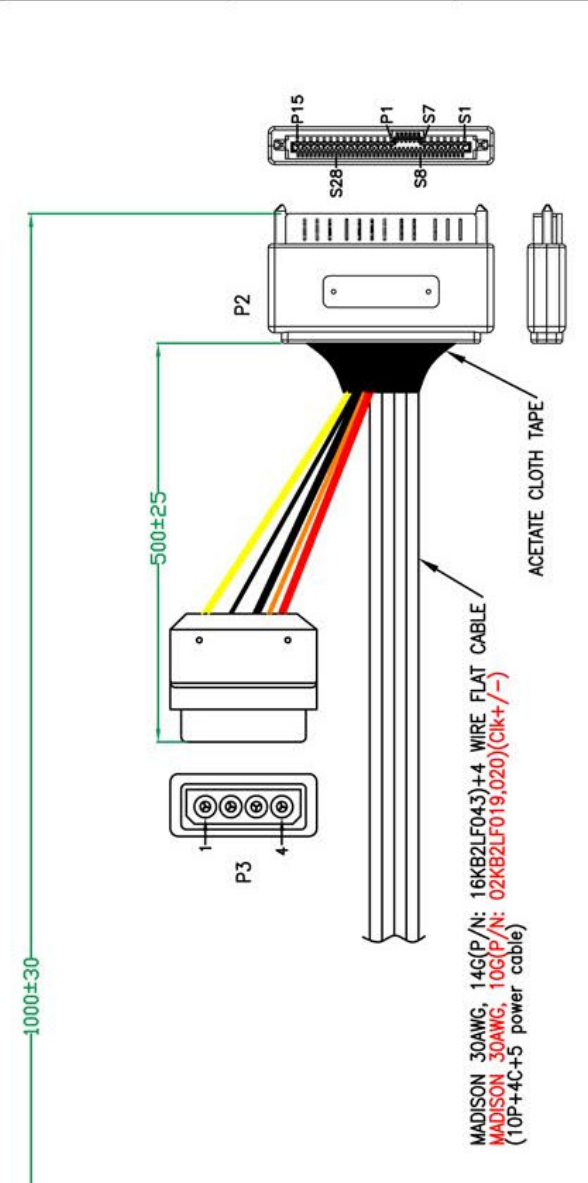
DATE
12/27/16

SIGN.
Sino

DATE
12/27/16

SIGN.
Sino

RoHS



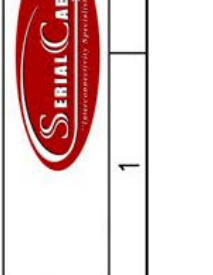
MADISON 30AWG, 14G(P/N: 16KB2LF043)+4 WIRE FLAT CABLE
MADISON 30AWG, 10G(P/N: 02KB2LF019,020)(Ck+/-)
(10P+4C+5 power cable)

MATERIAL ROHS COMPLIANT:
1.CABLE: MADISON 30AWG, 14G(P/N: 16KB2LF043)
CONDUCTOR: 30AWG SOLID SILVER PLATED COPPER.
INSULATION: FOAM POLYOLEFIN.
PAIR: 2 SINGLES LAID FLAT AND PARALLEL.
PAIR DRAIN WIRE: 30AWG SOLID SILVER PLATED COPPER.
PAIR SHIELD: ALUMINUM/POLYESTER TAPE.
INNER SHIELD: ALUMINUM SIDE FACING IN, 25% OVERLAP.
ALUMINUM/POLYESTER TAPE.
ALUMINUM SIDE FACING OUT, 25% OVERLAP.
DIFFERENTIAL IMPEDANCE: 100±5 OHMS @TDR
UL LISTING: TYPE CL2 AS SPECIFIED IN ARTICLE 725
OF THE NATIONAL ELECTRICAL CODE.
2.CABLE: MADISON 30AWG, 10G(P/N: 02KB2LF019,20)

3.CONNECTOR:
P0,P1: SF-8643 SHORT TYPE PLUG
(1) P.C.B: 4 LAYERS, GOLD PLATING ON CONTACT PADS, WITHOUT CARBON
(P/N: MPCB-040125LF REV.A / MPCB-040126LF REV.A)
(2) HOUSING: PBT, BLACK.
P2: SFF-8639 68P CONNECTOR
(1) P.C.B: 4 LAYERS, GOLD PLATING ON CONTACT PADS.(SPCB-040152D)
(2) HOUSING: ABS, BLACK.
(3) WITHOUT EARS NOR SCREWS.
P3: 4 POSITION DC POWER PLUG
(1) P.C.B: MPCB-040152LF_REVA_DTD
(2) POWER CABLE: UL 1007 18AWG*3 80°C 300V
(3) POWER CABLE: UL 1007 24AWG*2 80°C 300V

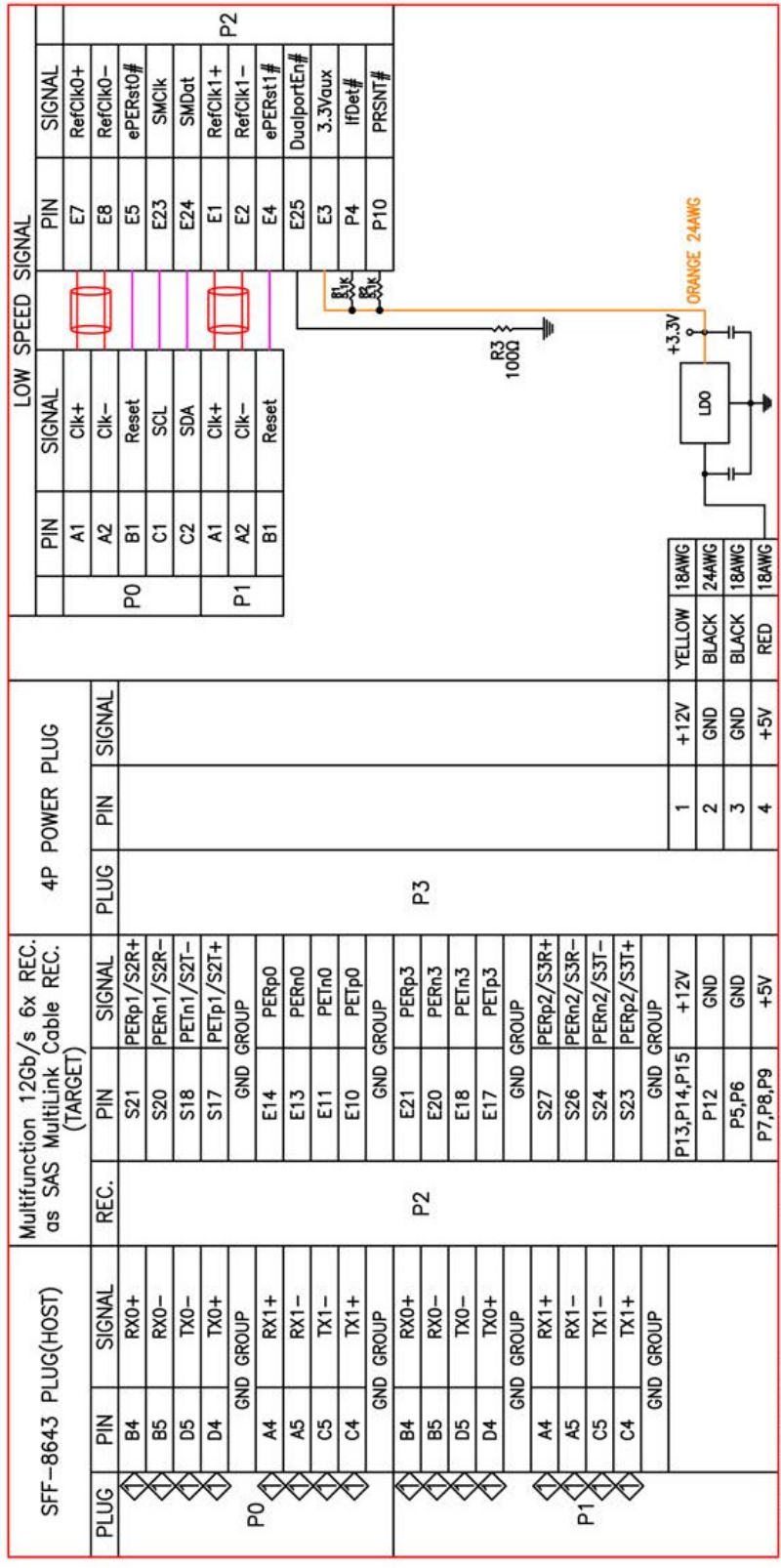
4.LABELING ON BAG:
PCI-4339I-HDD-1M-N2
Made in Taiwan

DESC.	SFF8643*2 TO SFF8639 REC. WITH POWER CABLE ASSY	APPROVED	CHECKED	DESIGNED	TOLERANCE	SCALE	*	UNIT	mm
	P/N B-5814	CUSTOMER P/N	PCI-4339I-HDD-1M-N2	Sino					
DATE		DATE		DATE		DATE		DATE	
12/27/16		12/27/16		12/27/16		12/27/16		12/27/16	
DWG NO: B\5814		DWG NO: B\5814		DWG NO: B\5814		DWG NO: B\5814		DWG NO: B\5814	



1	2	3	4	5	6	7	8	9
REV.	REMARK	DATE		SIGN.				
◇	EXCHANGE A4<->B4, A5<->B5, C5<->D5, C4<->D4	12/27/16		Sino				

WIRING DIAGRAM



*客製化接點

P0,P1 GND GROUP:
A3,A6,A9,B3,B6,B9,
C3,C6,C9,D3,D6,D9.

P2 GND GROUP:
E9,E12,E15,E19,E22,S1,S4,S7
S8,S11,S14,S16,S19,S22,S25,S28



DESC.	SFF8643*2 TO SFF8639 REC. WITH POWER CABLE ASSY	APPROVED	CHECKED	DESIGNED	TOLERANCE	SCALE	* UNIT
P/N	B-5814	CUSTOMER P/N	PCI-4339I-HDD-1M-N2	Sino			mm
		DATE	12/27/16	DWG NO:	DWG\B\5814		