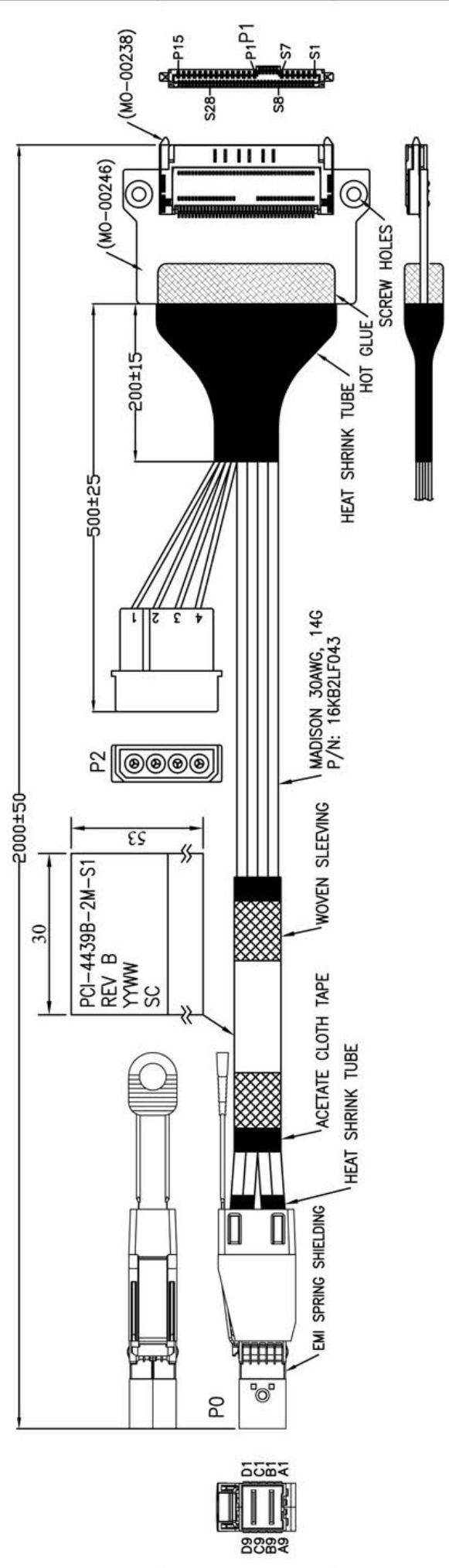




REV.	REMARK	DATE	SIGN.



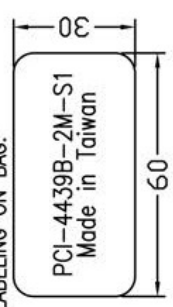
MATERIAL RoHS COMPLIANT:

1. CABLE SPEC:
 CONDUCTOR: 30AWG SOLID SILVER PLATED COPPER.
 INSULATION: FOAM POLYOLEFIN.
 PAIR: 2 SINGLES LAID FLAT AND PARALLEL.
 PAIR DRAIN WIRE: 30AWG SOLID SILVER PLATED COPPER.
 PAIR SHIELD: ALUMINUM/POLYESTER TAPE,
 ALUMINUM SIDE FACING IN, 25% OVERLAP.
 INNER SHIELD: ALUMINUM/POLYESTER TAPE,
 ALUMINUM SIDE FACING OUT, 25% OVERLAP.
 DIFFERENTIAL IMPEDANCE: 100±5 OHMS @TDR
 UL LISTING: TYPE CL2 AS SPECIFIED IN ARTICLE 725
 OF THE NATIONAL ELECTRICAL CODE.

2. CONNECTOR:

P0: Mini SAS HD 4x CABLE PLUG (SFF-8644)
 (1) P.C.B: GOLD PLATING ON CONTACT PADS.
 (P/N: MPCB-060003LF REVA / MPCB-060004LF REVA)
 (2) LATCH: STAINLESS STEEL
 (3) BACKSHELL: ZINC DIE CASTING HOOD/ NICKEL PLATING
 (4) PULL TAB: NYLON UL94V-0, COLOR: BLUE.
 (5) EMI SPRING SHIELDING
 P1: Multifunction 12Gb/s 6x REC.(SFF-8639)(MO-00238)
 (1) P.C.B: 4 LAYERS, GOLD PLATING ON CONTACT PADS(SPCB-040145A)(MO-00246)
 P2: 4 POSITION DC POWER PLUG
 POWER CABLE: UL 1007 18AWG 80°C 300V

4. LABELING ON BAG:



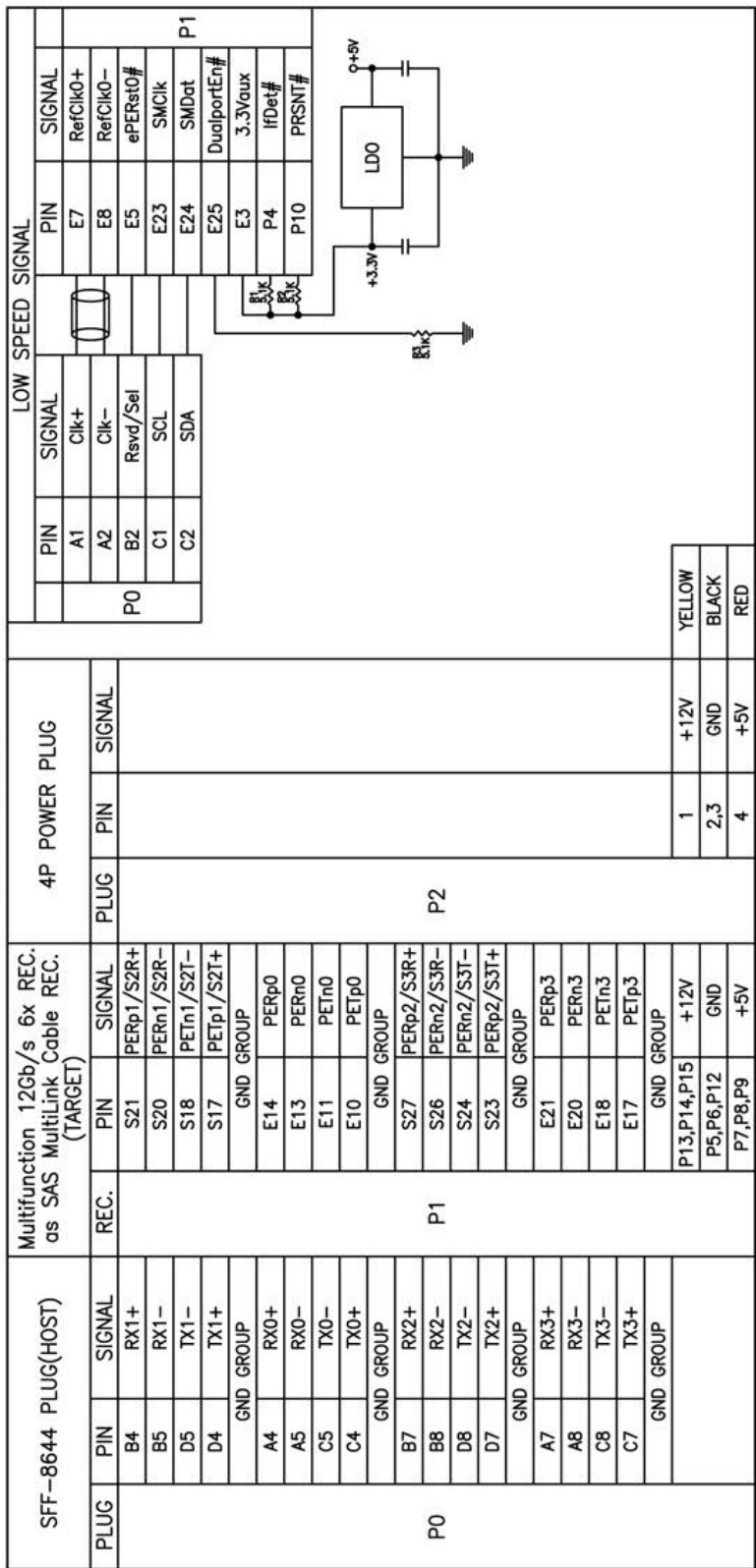
3. TWO-WIRED SERIAL MEMORY: ATMEL AT24C02B EEPROM (256 BYTES).



DESC.	SFF8644 TO SFF8639 REC. WITH POWER CABLE ASSY	APPROVED	CHECKED	DESIGNED	TOLERANCE	SCALE	*	UNIT	mm
P/N	B-5096	CUSTOMER P/N	PCI-4439B-2M-S1	Sino		DATE	04/09/15	DWG NO:	DWG(B)5096

1	2	3	4	5	6	7	8	9
REV.	REMARK	DATE	SIGN.					

WIRING DIAGRAM



*客製化接點

P0 GND GROUP:

A3,A6,A9,B3,B6,B9,
C3,C6,C9,D3,D6,D9.

P1 GND GROUP:
E9,E12,E15,E19,E22,S1,S4,S7
S8,S11,S14,S16,S19,S22,S25,S28



DESC.	SFF8644 TO SFF8639 REC. WITH POWER CABLE ASS'Y	APPROVED	CHECKED	DESIGNED	TOLERANCE	SCALE	*	UNIT	mm
P/N	B-5096			Sino		DATE	04/09/15	DWG NO:	DWG\B\5096