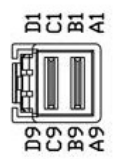
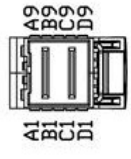
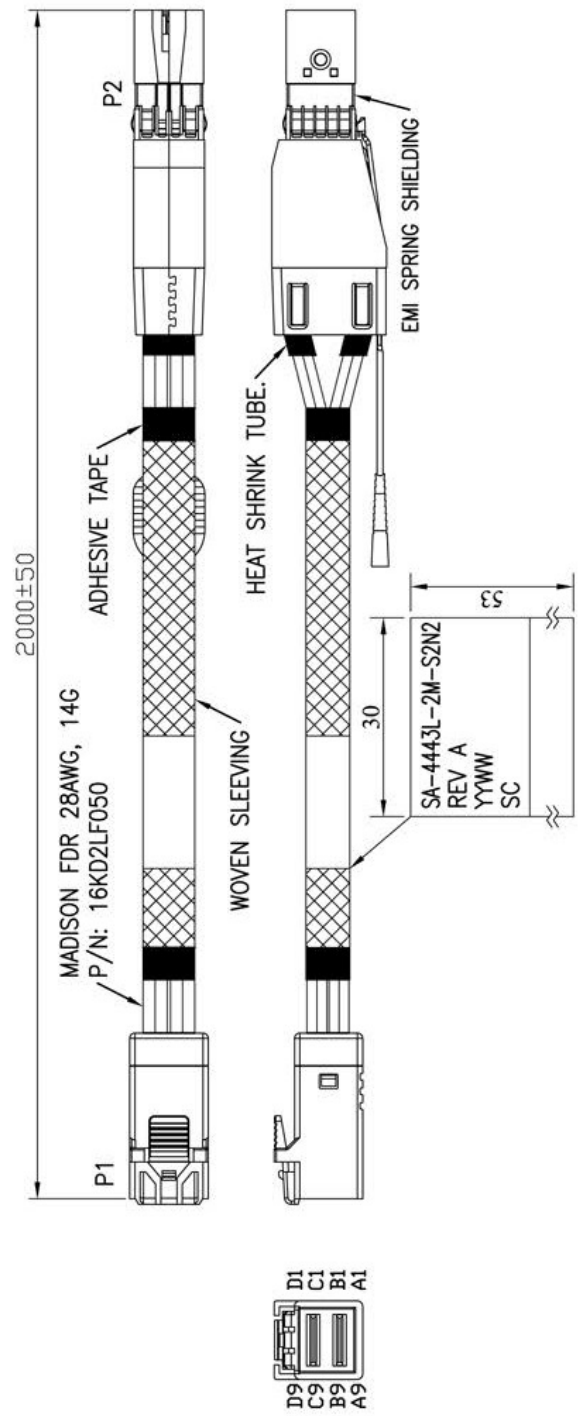


RoHS

REV.	REMARK	DATE	SIGN.

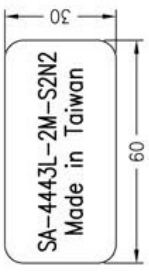


MATERIAL RoHS COMPLIANT:

1. CABLE:
 CONDUCTOR: 28AWG SOLID SILVER PLATED COPPER.
 INSULATION: FOAM POLYOLEFIN.
 PAIR: 2 SINGLES LAID FLAT AND PARALLEL.
 PAIR DRAIN WIRE: 30AWG SOLID SILVER PLATED COPPER.
 PAIR SHIELD: ALUMINUM/POLYESTER TAPE, ALUMINUM SIDE FACING IN, 25% OVERLAP.
 INNER SHIELD: ALUMINUM/POLYESTER TAPE, ALUMINUM SIDE PACING OUT, 25% OVERLAP.
 DIFFERENTIAL IMPEDANCE: 100±5 OHMS @TDR
 UL LISTING: TYPE CL2 AS SPECIFIED IN ARTICLE 725 OF THE NATIONAL ELECTRICAL CODE.

2. CONNECTOR:
 P1: Mini SAS HD 4i CABLE PLUG (SFF-8643)
 (1) P.C.B: 4 LAYERS, GOLD PLATING ON CONTACT PADS, WITHOUT CARBON (P/N: MPCB-040115LF REV.A / MPCB-040116LF REV.A)
 (2) HOUSING: PBT, BLACK.
 P2: Mini SAS HD 4x CABLE PLUG (SFF-8644)
 (1) P.C.B: 4 LAYERS, GOLD PLATING ON CONTACT PADS, WITHOUT CARBON (P/N: MPCB-040113LF REV.A / SPCB-040114A)
 (2) LATCH: STAINLESS STEEL
 (3) BACKSHELL- ZINC DIE CASTING HOOD/ NICKEL PLATING
 (4) PULL TAB: NYLON UL94V-0, COLOR: BLUE.
 (5) EMI SPRING SHIELDING
3. TWO-WIRED SERIAL MEMORY: ATMEL AT24C02B EEPROM (256 BYTES).

4. LABELING ON BAG:



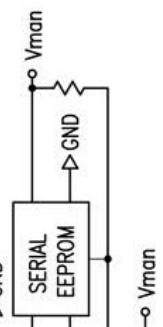
DESC.	Mini SAS HD 4i/Mini SAS HD 4x CABLE ASS'Y	APPROVED	CHECKED	DESIGNED	TOLERANCE	SCALE	*	UNIT	mm
P/N	UA55-RC006020	CUSTOMER P/N	SA-4443L-2M-S2N2	Sino		DATE	02/22/13	DWG NO:	DWG\RC\6020

REV.	REMARK	DATE	SIGN.

WIRING DIAGRAM

HIGH SPEED SIGNAL	
P1(Mini SAS HD 4i Plug)	P2(Mini SAS HD 4x Plug)
PIN	SIGNAL
A4	RX1+
A5	RX1-
A7	RX3+
A8	RX3-
B4	RX0+
B5	RX0-
B7	RX2+
B8	RX2-
C4	TX1+
C5	TX1-
C7	TX3+
C8	TX3-
D4	TX0+
D5	TX0-
D7	TX2+
D8	TX2-
C4	RX1+
C5	RX1-
C7	RX3+
C8	RX3-
D4	RX0+
D5	RX0-
D7	RX2+
D8	RX2-
GND GROUP	GND
GND GROUP:	GND GROUP:
A3,A6,A9,B3,B6,B9, C3,C6,C9,D3,D6,D9.	A3,A6,A9,B3,B6,B9, C3,C6,C9,D3,D6,D9.

LOW SPEED SIGNAL & POWER	
P2(Mini SAS HD 4x Plug)	SIGNAL
A1	Reserved
A2	IntL
B1	Vact
B2	ModPrsL
C1	SCL
C2	SDA
D1	Vact
D2	Vman



DESC.	Mini SAS HD 4i/Mini SAS HD 4x CABLE ASS'Y	APPROVED	CHECKED	DESIGNED	TOLERANCE	SCALE	*	UNIT	mm
P/N	UASS-RC006020	CUSTOMER P/N	Sino	*	DATE	02/22/13	DWG NO:	DWG	RC\6020